

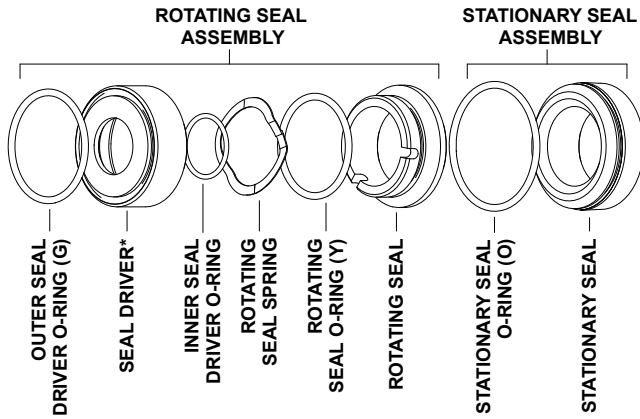


Engineered For Lasting Performance®

800-841-5001 www.fristam.com/usa

FPR Single Seal Assembly Sizes: 757, 758

When replacing ANY seal part, it is important to replace ALL seal wear parts.



* NOT SUPPLIED IN WEAR PARTS KIT

DWG # 1265000541 REV -

MANY SEAL KITS CONTAIN O-RINGS WITH COLORED DOTS TO INDICATE POSITION: (G)=GREEN; (Y)=YELLOW; (O)=ORANGE; (B)=BLUE

CARD DWG # 1265000403 REV B
CARD PART # 1050000218

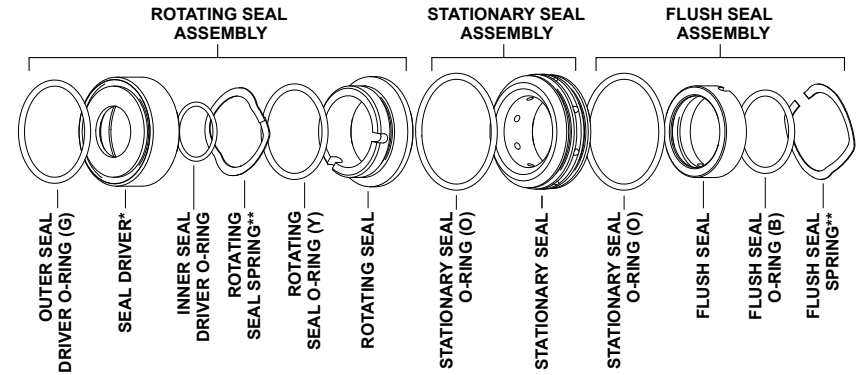


Engineered For Lasting Performance®

800-841-5001 www.fristam.com/usa

FPR Double Seal Assembly Sizes: 757, 758

When replacing ANY seal part, it is important to replace ALL seal wear parts.



*NOT SUPPLIED IN WEAR PARTS KIT

**FLUSH SEAL SPRING HAS A WHITE STRIPE ON THE OUTSIDE EDGE; ROTATING SEAL SPRING DOES NOT

DWG # 1265000546 REV A

MANY SEAL KITS CONTAIN O-RINGS WITH COLORED DOTS TO INDICATE POSITION: (G)=GREEN; (Y)=YELLOW; (O)=ORANGE; (B)=BLUE

CARD DWG # 1265000402 REV A
CARD PART # 1050000217

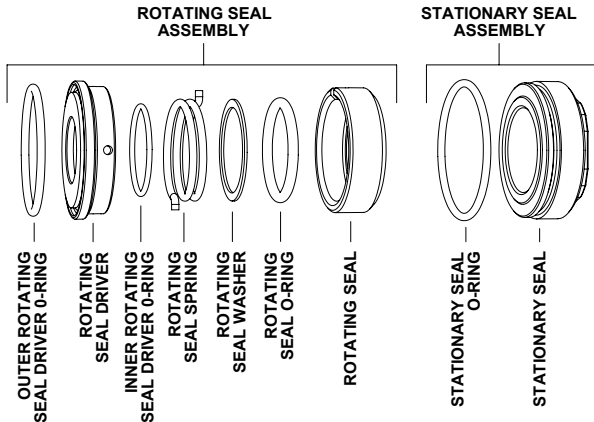


Engineered For Lasting Performance®

800-841-5001 www.fristam.com/usa

FPR Single Seal Assembly Sizes: 857, 858

When replacing ANY seal part, it is important to replace ALL seal wear parts.



DWG #1265000685

MANY SEAL KITS CONTAIN O-RINGS WITH COLORED DOTS TO INDICATE POSITION: (G)=GREEN; (Y)=YELLOW; (O)=ORANGE; (B)=BLUE

CARD DWG # 1265000693
CARD PART # 1050000289

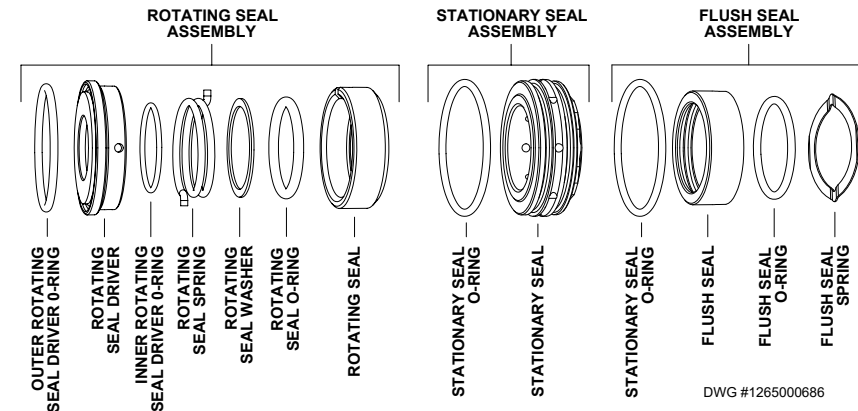


Engineered For Lasting Performance®

800-841-5001 www.fristam.com/usa

FPR Double Seal Assembly Sizes: 857, 858

When replacing ANY seal part, it is important to replace ALL seal wear parts.



DWG #1265000686

MANY SEAL KITS CONTAIN O-RINGS WITH COLORED DOTS TO INDICATE POSITION: (G)=GREEN; (Y)=YELLOW; (O)=ORANGE; (B)=BLUE

CARD DWG # 1265000694
CARD PART # 1050000290

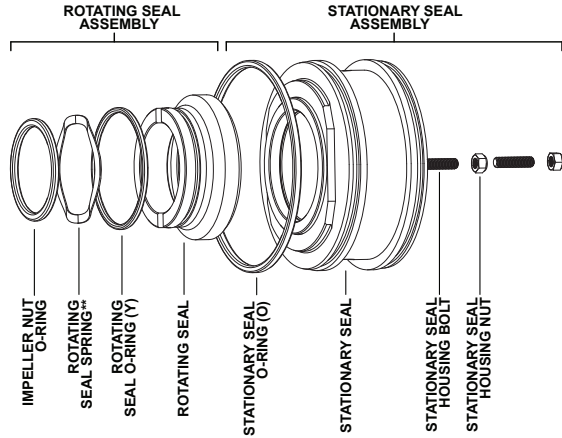


Engineered For Lasting Performance®

800-841-5001 www.fristam.com/usa

FPR Single Seal Assembly Size: 102

When replacing ANY seal part, it is important to replace ALL seal wear parts.



DWG # 1265000549 REV C

MANY SEAL KITS CONTAIN O-RINGS WITH COLORED DOTS TO INDICATE POSITION: (G)=GREEN; (Y)=YELLOW; (O)=ORANGE; (B)=BLUE

CARD DWG # 1265000405 REV B
CARD PART # 1050000220

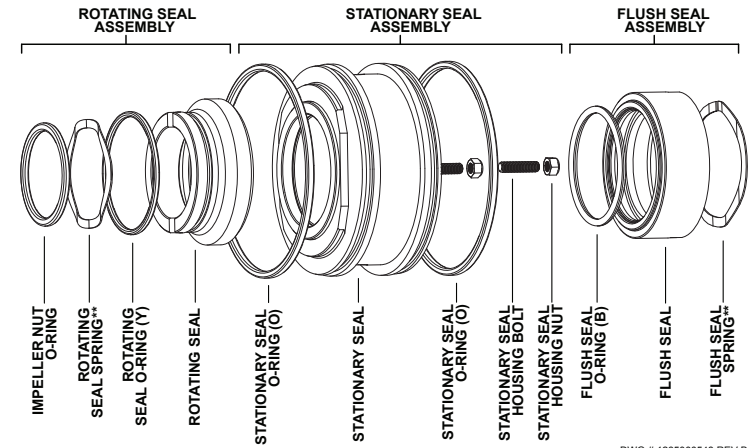


Engineered For Lasting Performance®

800-841-5001 www.fristam.com/usa

FPR Double Seal Assembly Size: 102

When replacing ANY seal part, it is important to replace ALL seal wear parts.



DWG # 1265000548 REV B

MANY SEAL KITS CONTAIN O-RINGS WITH COLORED DOTS TO INDICATE POSITION: (G)=GREEN; (Y)=YELLOW; (O)=ORANGE; (B)=BLUE

CARD DWG # 1265000404 REV A
CARD PART # 1050000219

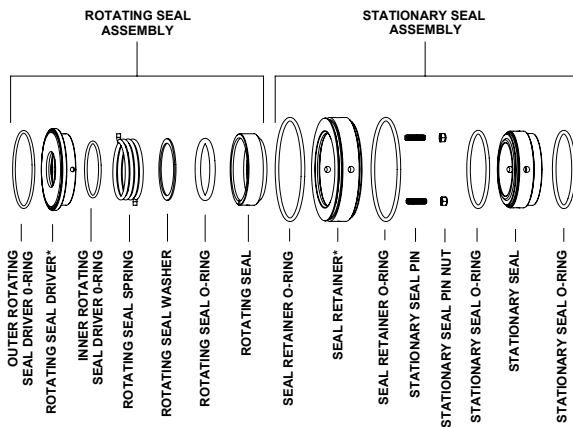


Engineered For Lasting Performance®

800-841-5001 www.fristam.com/usa

FPR Single Seal Assembly Size: 859

When replacing ANY seal part, it is important to replace ALL seal wear parts.



* NOT SUPPLIED IN WEAR PARTS KIT

DWG #1265000700

MANY SEAL KITS CONTAIN O-RINGS WITH COLORED DOTS TO INDICATE POSITION: (G)=GREEN; (Y)=YELLOW; (O)=ORANGE; (B)=BLUE

CARD DWG # 1265000703
CARD PART # 1050000327

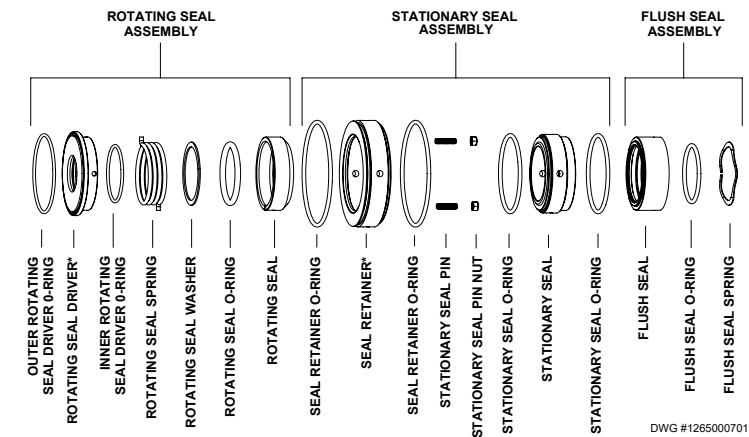


Engineered For Lasting Performance®

800-841-5001 www.fristam.com/usa

FPR Double Seal Assembly Size: 859

When replacing ANY seal part, it is important to replace ALL seal wear parts.



* NOT SUPPLIED IN WEAR PARTS KIT

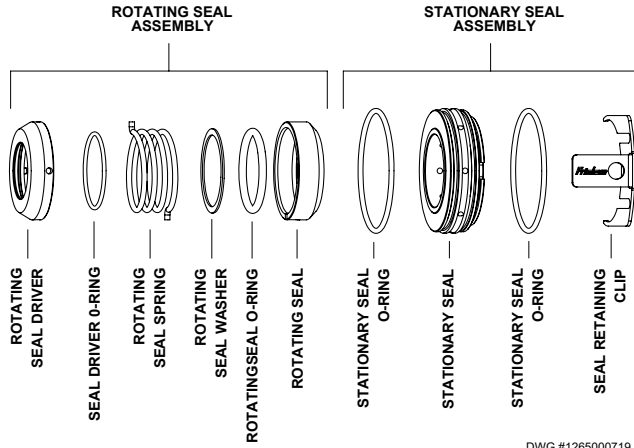
DWG #1265000701

MANY SEAL KITS CONTAIN O-RINGS WITH COLORED DOTS TO INDICATE POSITION: (G)=GREEN; (Y)=YELLOW; (O)=ORANGE; (B)=BLUE

CARD DWG # 1265000704
CARD PART # 1050000328

FPR Single Seal Assembly Size: 890

When replacing ANY seal part, it is important to replace ALL seal wear parts.



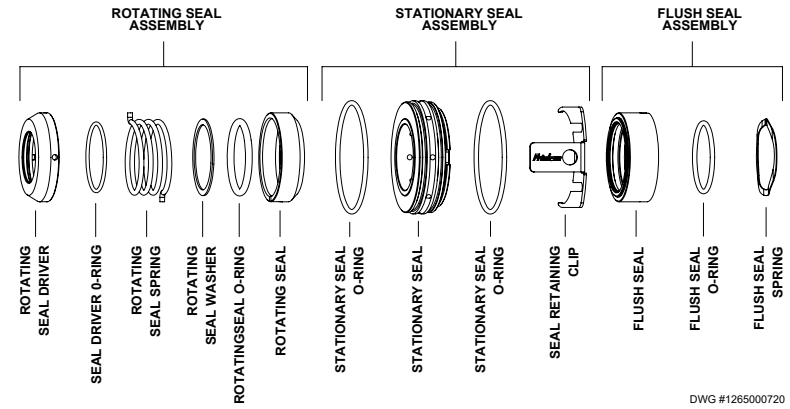
DWG #1265000719

MANY SEAL KITS CONTAIN O-RINGS WITH COLORED DOTS TO INDICATE POSITION: (G)=GREEN; (Y)=YELLOW; (O)=ORANGE; (B)=BLUE

CARD DWG # 1265000713
CARD PART # 1050000361

FPR Double Seal Assembly Size: 890

When replacing ANY seal part, it is important to replace ALL seal wear parts.



DWG #1265000720

MANY SEAL KITS CONTAIN O-RINGS WITH COLORED DOTS TO INDICATE POSITION: (G)=GREEN; (Y)=YELLOW; (O)=ORANGE; (B)=BLUE

CARD DWG # 1265000714
CARD PART # 1050000360